


# Get Ready for the Earthquake

## Before the earthquake:




✔ Identify potential hazards and try to reduce them.

Discuss with your family and select the nearest, OPEN, SAFE PLACE to meet after an earthquake.



Prepare a Disaster Supply Kit



First aid kit  
Portable Radio  
Flashlight...



Be Informed!

## Get Prepared...

## During the earthquake:

Remain calm!  
This is the only way to react appropriately.

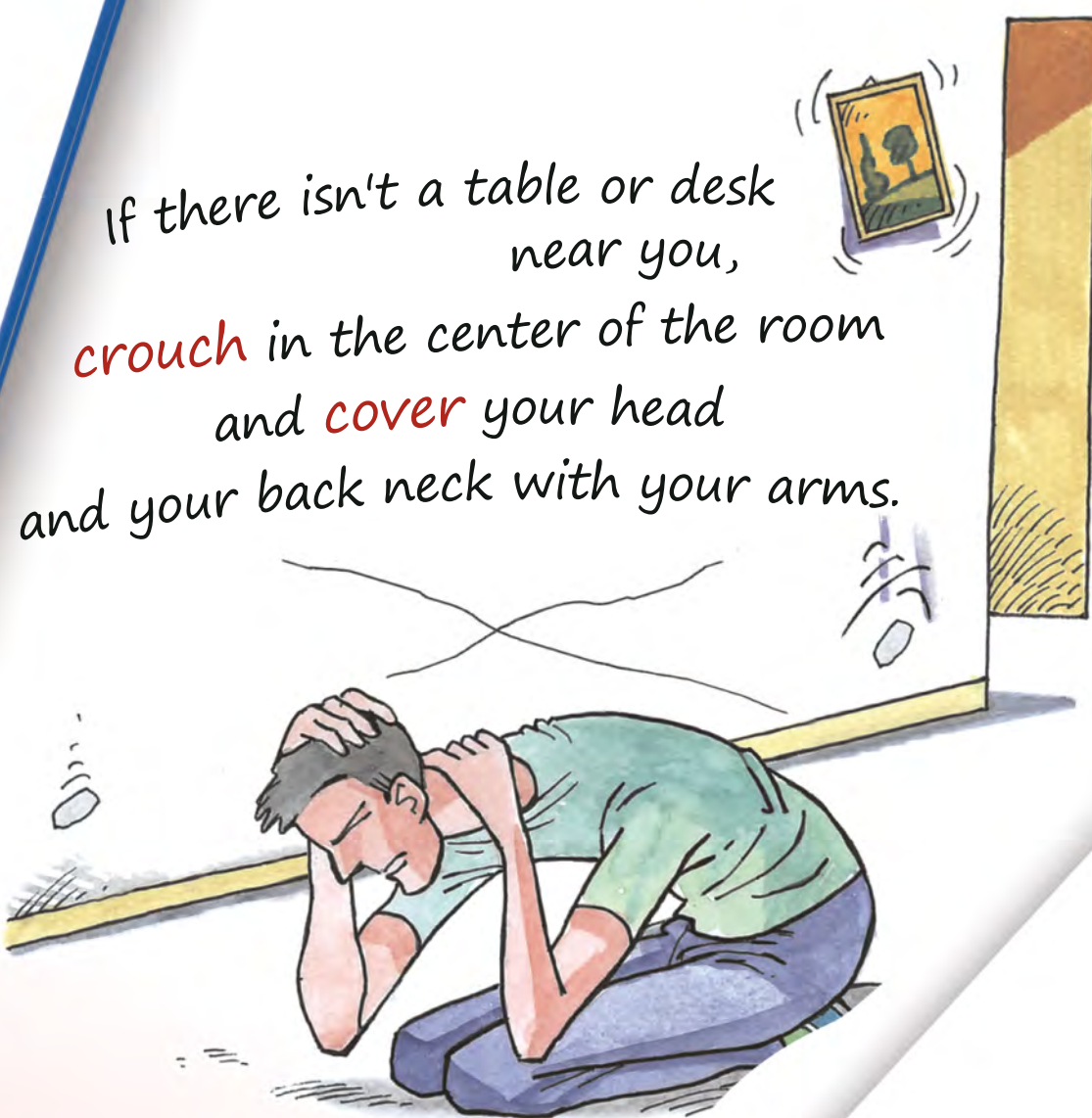


If you are indoors

Drop to the floor, take cover under a sturdy table and hold on until the shaking stops.



If there isn't a table or desk near you, crouch in the center of the room and cover your head and your back neck with your arms.



Stay where you are until the shaking stops.  
Drop!  
Cover!  
Hold On!



Go to the open, safe and designated meeting point. Stay away from building facades...



## Protect yourself....

## After the earthquake:

Evacuate the building using the stairs. Do not use the ELEVATOR...



## Follow your disaster emergency plan...

[www.oasp.gr](http://www.oasp.gr)

EARTHQUAKE PLANNING AND PROTECTION ORGANIZATION  
32 Xanthou St., N. Psychico, 154 51, Athens, Greece  
Tel.: +30 210 67 28 000, Fax: +30 210 67 79 561  
e-mail: info@oasp.gr, www.oasp.gr



Earthquake Planning & Protection Organisation